



CITY OF WOODCREEK
PROPOSED
ANNUAL OPERATING BUDGET
Fiscal Year October 1, 2024 to September 30, 2025

“This budget will raise more total property taxes than last year’s budget by an amount of **\$1,486.23**, which is a .05% increase from last year’s budget. The property tax revenue to be raised from new property added to the tax roll this year is **\$868.64.**”

Ordinance Number 24-_____ Approved _____, 2024

Mayor Pro Tem Debra Hines	Yes()	No()	Abstention()
Council Member Linnea Bailey	Yes()	No()	Abstention()
Council Member Chrys Grummert	Yes()	No()	Abstention()
Council Member Bob Hambrick	Yes()	No()	Abstention()
Council Member Krista Richardson	Yes()	No()	Abstention()

	2023-2024	2024-2025
Property Tax Rate	\$.2000 /\$100 of Valuation	\$.1795 /\$100 of Valuation
No-New-Revenue Tax Rate	\$.1647 /\$100 of Valuation	\$.1790 /\$100 of Valuation
No-New-Revenue Maintenance & Operations Rate	\$.1649 /\$100 of Valuation	\$.0978 /\$100 of Valuation
Voter Approval Tax Rate	\$.2705 /\$100 of Valuation	\$.1824 /\$100 of Valuation
Debt Rate	\$.0977 /\$100 of Valuation	\$.0813 /\$100 of Valuation*

*Estimated debt rate

Total Amount of Debt Obligations for the City of Woodcreek, secured by property taxes: \$3,310,000



	LAST YEAR	Amount	Actual Adjusted Value	TOTAL 2023-2024 Ad Valorum Revenue Levy (minus value adjustment)	
	2023-2024	.2000 Debt Service: .0977 M&O: .1023	\$ 355,031,647.00	\$ 709,115.29	\$474,000 2023 taxable value lost

Setting the Tax Rate for 2024-2025

Rate Type	Description	Total Rate	Total 2022 Certified Taxable Property Value	MINUS DEBT SERVICE, TAX REVENUE
No New Revenue	Brings in the same total revenue as prior year	Total: .1790 Debt Service: .0813 M&O: .0978	\$ 372,041,303.00	\$363,383
Council Approved Rate	Brings in .05% more total revenue on total taxable value than 2023-2024	Total: .1795 Debt Service: .0813 M&O: .0983		\$ 365,240.91
Voter Approval Rate	Includes a 3.5% increase on M&O portion	Total: .1824 Debt Service: .0813 M&O: .1012		\$ 376,016.07

NNR utilizes the certified taxable value minus new value of \$483,920 to calculate rate

Tax Rate	Average Home Value*	Estimated Taxes Due 2024-2025	Increase/(Decrease) Projected
Last Year's Tax Rate: .2000	\$ 453,438.00	\$ 906.88	
No New Revenue:		\$ 811.65	\$ (95.23)
Council Approved Rate:		\$ 813.92	\$ (92.96)
Voter Approval Rate:		\$ 827.07	\$ (79.81)


*Increases in home values may result in an increase in total taxes even though the rate is set lower than the previous year

CITY OF WOODCREEK 2024-2025 BUDGET PROPOSED

0




	PROPOSED 2024-2025 BUDGET	23-24 ADOPTED BUDGET	Notes
Ad Valorem Taxes (M&O)			
Ad Valorem Tax	365,212	365,000	
Ad Valorem Tax Delinquent	2000	2,000	
Ad Valorem-Penalty&Interest	1000	1,000	
Total Ad Valorem Tax Revenue	368212	368,000	
Sales Taxes			
Sales Taxes	93000	90,000	
Mixed Beverage Tax	2000	1,500	
Total Sales Tax	95000	91,500	
Franchise Fee			
Electric Franchise Fee Revenue	34000	34,000	
Cable Services Franchise Rev	35500	33,000	
Water Service Franchise Rev	76000	100,000	
Disposal Service Franchise Rev	27000	27,000	
Telephone Franchise Revenue	125	130	
Reimbursements	0		
Total Franchise Fee	172625	194,130	
Development Revenue			
Residential	0	0	
New Home Permits	1000	1,000	
New Home Inspections	3000	0	
Existing Home Inspections	5000	5,000	
Other Permits	0	0	
Residential Inspections	0	150	
Commercial	0	150	
Other Subdivisions/Plat/Re-Pl	10000	5,000	
Total Development Revenue	19000	11,300	
Miscellaneous			
Interest Income	90,000	70,000	
Other Revenue	5500	0	
Municipal Court Revenue	0	1,000	
Park Donations	2500		
Total Miscellaneous	98000	71,000	
License & Permits			




Liquor License Revenue	1500	1,250	
Sign Fees	200	200	
Fence Permit	500	500	
Remodel/Addition Permit	700	150	
Deck Permit	150	150	
Shed/Greenhouse	500	500	
Variance	500	500	
Special Events	100	200	
Fireworks	150	150	
Solar Panel	150	150	
Other Permits	1500	1,000	
Total License & Permits	5950	4,750	
Total Revenue	758787	740,680	
Administration			
Personnel			
Salaries and Wages	190,000	220,000	
Overtime Wages	0	1,000	
Health Insurance Stipend	20000	22,200	
Retirement	20000	21,000	
Workers Comp	1000	1,000	
Payroll Tax & Unemployment	350	30	
Payroll Tax FICA/OASOI	14000	17,000	
Total Personnel	245350	282,230	
Office Expenses			
Bank Fees & Charges	200	0	
Office Supplies	6000	6,000	
Office Equipment	4000	5,000	
City Hall Maintenance/Repair	15,000	8,000	adding in for basic remodel and update
Cleaning	3000	3,600	
Postage & Shipping	3000	4,000	
Printing & Reproduction	5000	5,000	
Printing Cost Newspaper	3000	2,000	
Software/Subscriptions	20000	24,000	
IT & Radio Expenses	10000	5,000	adding 1x purchase handheld radios
Website	4700	14,800	
FundView	15160	29,250	
Total Supplies	89060	106,650	
Professional Services			
Audit Expense	14000	14,000	
Codification	3000	3,000	

RECEIVED

AUG 09 2024

By 

Arborist	18,000	8,000	includes arborist / oak wilt specialist
Comprehensive Plan Update	20,000	8,000	Previous budget item is not the comp plan
Legal - CODE UPDATE	30,000		
Engineering	30000	30,000	
Mapping	5000	0	
Engineering Reimbursable	10000	1,000	
Legal-General	40,000	30,000	
Legal-Litigation	5000	5,000	
Legal-Special Cases	4000	10,000	
Legal-Elected Body	10000	5,000	
Accounting	30,000	0	Includes forensic (In-depth) possibility, but quarterly reviews
Law Enforcement	17,000	17,000	
AD Valorem Tax	4000	4,000	
Inspections	8000	10,000	
Code Compliance	500	500	
Watershed Protection Plan	20,000	20,000	
Total Contractual Services	268,500	165,500	
Area Care & Maintenance			
Deer Removal	1500	1,500	
Mowing	7000	6,000	
Oak Wilt Containment	30000	15,000	Increase this amount - pending Oak Wilt Specialist City consult
Greenspace Maintenance	3000	7,500	BEATUFICATION / make a note in the accounting
Landscape Maintenance	5000	7,500	Quit using "mow" budget code line and move here
Green Building Initiatives	0	5,000	
Parks And Playground	5000	5,000	
ROW Tree Trimming	10000	5,000	
Holiday Decorations	500	500	
Street Maintenance	5000	5,000	
Street Signs	1000	6,000	
Equipment Maintenance	2500	3,000	
Water Quality Testing CCWPP	1500	1,200	
Total Area Care/Maintenance	72000	68,200	
Miscellaneous	0		
Tree Limb Pickup	0	0	



			Increase to 3,000 to cover two annual events / 1250 for reusable items
Tree Board	3800	1,500	
Parks Board	4000	10,000	
Miscellaneous	0		
		45,000	
Total Miscellaneous	7,800	56,500	
<u>Other Operating Expenses</u>			
Dues/Memberships	1200	1,200	
Election Expense	2,300	2,300	
TML Dues	650	650	
Meeting Expense	2500	2,500	
Public Notice	5000	3,000	
Travel/Vehicle Expense	500	1,000	
Elected Official Travel	500	1,000	
Training/Devel 10-10-5308	4000	3,000	elected body
Training/Devel 10-10-5309	6000	6,000	staff
Training/Devel 10-10-5310	1200	1,200	advisory body
Training/Devel 10-10-5311	0	0	general
			city organized events /not boards
Community Relations 5312	9327	7,000	
Other Operating exp 5313	0		
Insurance Risk Pool	5800	5,800	
Total Other Operating Expenses	38,977	34,650	
<u>Utility Expenses</u>			
Electric - City Hall	1700	1,700	
Water - City Hall	0	1,500	will not be charged
Outdoor Utilities	1400	1,400	
Water - Outdoor	0	1,600	will not be charged
Internet/Phone	5000	6,200	
Total Utility Expenses	8100	12,400	
<u>Municipal Court</u>			
Judge	12000	6,000	
Misc Court Cost	9000	9,000	
Prosecutor	8000	8,000	
State Comptroller Costs	0	0	
			May need to increase budget
Total Court Cost	29000	23,000	
Total Administrative Expense	758,787	749,130	

BUDGET BALANCE:

0



CAPITOL IMPROVEMENT PROJECTS

Revenue:

POSAC	30000	
Bond Funds	150000	(Deerfield)
Transfer from Reserves	185,000	IF NEEDED
Drainage Funds	427,000	
Remaining Revenue (from above)	0	
TOTAL Revenue:	792,000	

NOTES:

Expenses:

Deerfield	150000	
City Hall renovation	15000	
Bathroom at Creekside	35,000	
		Radar signs, other signs, speed cushions, and more
Safety Enhancement Program	80,000	
Rainwater Collection (city)	40,000	
GRANT MATCHES	20,000	
Drainage Planning	427,000	
Walking Trails Study	25,000	
TOTAL Expenses:	792,000	

TOTAL RESERVES TRANSFER: 185,000 Capitol Improvements